



District Report Card: 2017


State: Punjab	District: Sangrur
Class: 3	Subject: Mathematics
Schools: 61	Students: 950


Participation/Coverage


Students

<div>GENDER</div> <div></div>	Boys				Girls			
	Number		%		Number		%	
	448		47.16		502		52.84	

<div>AREA</div> <div></div>	Rural				Urban			
	Number		%		Number		%	
	785		82.63		165		17.37	

<div>CATEGORY</div> <div></div>	SC		ST		OBC		GEN	
	Number	%	Number	%	Number	%	Number	%
	650	68.42	0	0.00	198	20.84	102	10.74

<div>CWSN</div> <div></div>	LD	VI	HI	S&LD	ID	Oth
	8	2	2	3	3	4

<div>Management</div> <div></div>	Government			Government-aided		
	Number		%	Number		%
	950		100.00	0		0.00

Average Performance of Students in Mathematics (%)

Overall	Gender		Area		Management		Social Group			
	Male	Female	Rural	Urban	Govt.	Aided	SC	ST	OBC	GEN
63.71	62.02	65.22	62.92	67.47	63.71	0.00	64.16	0.00	61.58	64.97

Performance on Learning Outcomes (LOs)

Learning Outcomes	Description	Average Performance(%)
M301	Reads and writes numbers up to 999 using place value	57.42
M302	Compares numbers up to 999 based on their place values	76.74
M303	Solves simple daily life problems using addition and subtraction of three digit numbers with and without regrouping	57.90
M304	Constructs and uses the multiplication facts (up till 10) in daily life situations	68.16
M305	Analyses and applies an appropriate number operation in the situation/ context	64.95
M306	Explains the meaning of division facts by equal grouping/sharing and finds it by repeated subtraction	67.26
M309	Identifies and makes 2D-shapes by paper folding, paper cutting on the dot grid, using straight lines etc.	80.42
M311	Fills a given region leaving no gaps using a tile of a given shape	19.38
M312	Estimates and measures length and distance using standard units like centimeters or meters & identifies relationships	29.89
M317	Reads the time correctly to the hour using a clock/watch	72.11
M318	Extends patterns in simple shapes and numbers	57.77
M319	Records data using tally marks, represents pictorially and draws conclusions	75.68

Range of Performance of Students who Answered Correctly							
Below 30%		30% - 50%		50% - 75%		Above 75%	
Number	%	Number	%	Number	%	Number	%
89	9.37	149	15.68	396	41.68	316	33.26

Lowest Performing Learning Outcomes (LOs)

- 1 - Fills a given region leaving no gaps using a tile of a given shape (19.38)
- 2 - Estimates and measures length and distance using standard units like centimeters or meters & identifies relationships (29.89)
- 3 - Reads and writes numbers up to 999 using place value (57.42)
- 4 - Extends patterns in simple shapes and numbers (57.77)
- 5 - Solves simple daily life problems using addition and subtraction of three digit numbers with and without regrouping (57.90)